



TECHNICAL DATA SHEET
LOCKS

COMBINATION LOCK 9520

by  **MEGABLOK**





CHARACTERISTICS

4-digit manual combination lock and emergency key.
Includes a master key with which all locks can be opened.
Four interchangeable digits, with 10,000 variants.

Emergency key



Emergency bar

Lock

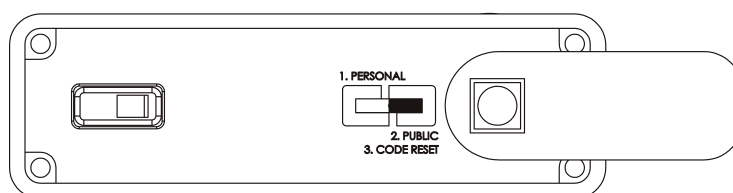
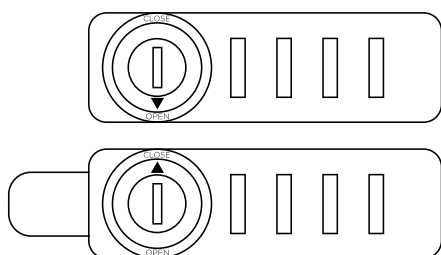




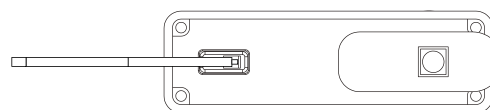
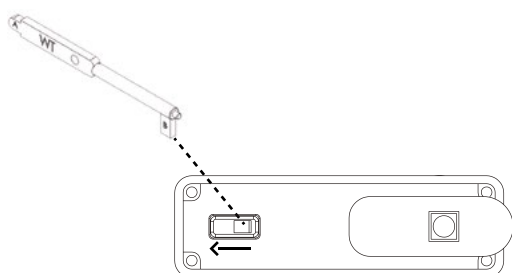
MODE "PERSONAL" (POSITION 1)

The code by default from factory is 0000.

- Turn the lock into the position OPEN.
- Introduce the new code.
- Turn the lock into the position CLOSE And keep the door open, to access to the adjustment button.
- Put the adjustment button into the position 1. PERSONAL (you can help yourself with the end "A" of the little emergency bar).



- Turn the digits to hide the code; the lock will keep blocked (closed).
- To open the lock: Introduce the last code and turn to OPEN.
- In case of having forgotten the code and that you cannot open the lock, you will need the emergency key:
 - Put the key in and turn it 180°.
 - Turn the digits until they keep all blocked: This is the last code which has been put in.
 - Turn the key again 180°, take it out and it will be possible to open the lock again.
- If somebody turns any of the digits, while being the lock open, the lock will keep blocked. To be able to close it again, in this case, the code will have to be searched.
 - In case of having forgotten the code, it will have to be searched with the small emergency bar: Push the the button of the "Reset Chamber" and insert the end "B" of the emergency bar.






Turn the digits till they will all get blocked: This will be the last introduced code and it will be possible to close the lock.

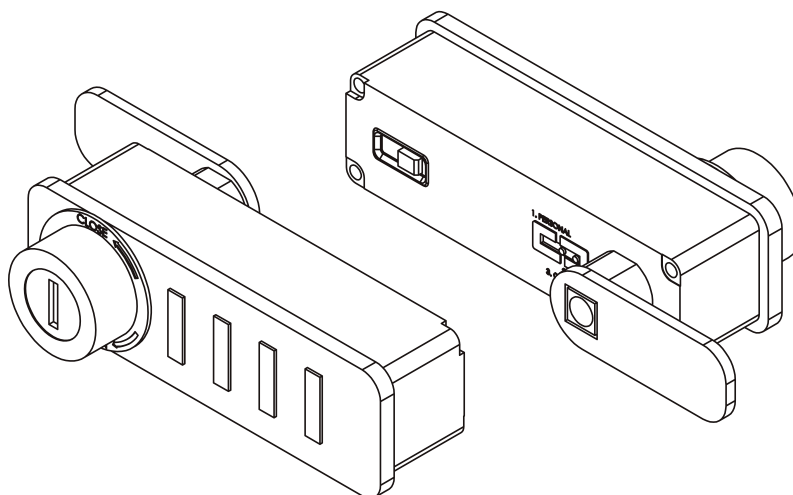
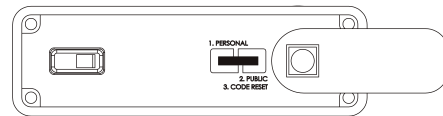
To change the code you will have to repeat the previous points, starting from the first.



MODE "PUBLIC" (POSITION 2)

The code by default from factory is 0000 and the position of the adjustment button is at 2. PUBLIC.

- Turn the lock into the position OPEN. 
- Introduce the new code. 
- Turn the lock into the position CLOSE. 
- Turn the digits to hide the code; the lock will keep blocked (closed).
- To open the lock: Introduce the last code and turn to OPEN.
- In case of having forgotten the code and that you cannot open the lock, you will need the emergency key:
 - Put the key in and turn it 180°.
 - Turn the digits until they keep all blocked: This is the last code which has been put in
 - Turn the key again 180°, take it out and it will be possible to open the lock again.



9520 combination lock operation
video.